

Dear Family:

We are in Unit 10 of Foundations® already! Your child is now going to be working with **closed syllables** that have **five sounds**. These are words that usually have a blend (two consonants each with their own sound) at the beginning of the word and a blend at the end of the word. The word "**s l u m p**" is an example. The **sl** is a blend and the **mp** is a blend.

I will be adding the suffix '**s**' to these five sound words as well. Remember that your child should spell the baseword first, then add the suffix ending.

Five sounds can be quite difficult to sound out, to read and to spell. I anticipate spending at least three weeks on this Unit.

Do let me know if you have any questions.

Sincerely,





Homework Guide

Review **closed syllables** that have **five sounds** with your child during the next 3 weeks.

Follow These 4 Steps:

1. Dictate the word and have your child echo the word.
2. Have your child tap out the sounds. This is very important. Do not tap trick words.
3. Have your child tell you the letters that go with those sounds.
4. Have your child write the letters. It is helpful if you say the letters as your child writes them.

WEEK 1

Dictate the words and sentence to your child following the 4 steps listed above.

On Monday Dictate	Review Words	→	ring	next	flags
On Tuesday Dictate	Current Words	→	plump	crisp	drink
On Wednesday Dictate	Trick Words	→	many	before	called
On Thursday Dictate	Sentence	→	Tom slept in the tent.		

WEEK 2

Dictate the words and sentence to your child following the 4 steps listed above.

On Monday Dictate	Review Words	→	chill	thank	swim
On Tuesday Dictate	Current Words	→	shrimp	plants	crisp
On Wednesday Dictate	Trick Words	→	how	your	down
On Thursday Dictate	Sentence	→	I will print on the pad.		

WEEK 3

Dictate the words and sentence to your child following the 4 steps listed above.

On Monday Dictate	Review Words	→	much	wall	banks
On Tuesday Dictate	Current Words	→	blimps	spends	stamps
On Wednesday Dictate	Trick Words	→	should	because	each
On Thursday Dictate	Sentence	→	The skunk drank from the pan.		



Do the "Match Blends" Activity

Select blends from the top of each box to form real words. Write the blends on the lines and read the words. Have your child make some of these words with the cut up letters from Unit 1.

nd	sp	nt
ble	_____	_____
spe	_____	_____
cri	_____	_____

dr	st	br
_____	_____	ank
_____	_____	unch
_____	_____	amp

ft	nt	st
twi	_____	_____
pri	_____	_____
cra	_____	_____

tr	st	bl
_____	_____	ast
_____	_____	unk
_____	_____	and

ft	st	mp
shri	_____	_____
tru	_____	_____
dri	_____	_____

bl	sk	st
_____	_____	unk
_____	_____	ing
_____	_____	ank

WEEK 1

many

before

called

WEEK 2

how

your

down

WEEK 3

should
























































because

each

- **Cut words into flashcards.** 1. Each night, help your child **read** all Trick Words from previous units, as well as these.
2. Have your child **trace** each new Trick Word with his or her finger and **spell** it aloud; and 3. Cover up the trick word and have your child write it with his or her finger on the table while naming each letter.

Writing Grid for Word and Sentence Homework

UNIT
10

	_____	
	_____	
	_____	
	_____	
	_____	
	_____	
	_____	
	_____	
	_____	
	_____	
	_____	
	_____	
	_____	
	_____	
	_____	
	_____	
	_____	
	_____	
	_____	
	_____	
	_____	
	_____	
	_____	
	_____	
	_____	
	_____	
	_____	
	_____	